











1. In your opinion, what percentage of Laney students are prepared to use technology at the college entry level?				
			Response Percent	Response Count
0% - 25%			12.1%	4
<b>26% - 50%</b>			<b>30.3%</b>	10
51% - 75%			27.3%	9
76% - 100%			12.1%	4
Don't know			18.2%	6
			<b>answered question</b>	<b>33</b>
			<b>skipped question</b>	<b>0</b>

2. Do your students have adequate access to technology on campus outside the classroom to perform their required work?				
			Response Percent	Response Count
Yes			30.3%	10
<b>No</b>			<b>51.5%</b>	17
Don't know			18.2%	6
			<b>answered question</b>	<b>33</b>
			<b>skipped question</b>	<b>0</b>








3. Do your students have adequate access to technology off campus to perform their required work?				
			Response Percent	Response Count
Yes			15.2%	5
<b>No</b>			<b>57.6%</b>	19
Don't know			27.3%	9
			<b>answered question</b>	<b>33</b>
			<b>skipped question</b>	<b>0</b>

4. Does your department/program provide assessment to measure students' ability to use technology as needed in classes?			Response Percent	Response Count
Yes			15.2%	5
<b>No</b>			<b>81.8%</b>	27
Don't know			3.0%	1
			<b>answered question</b>	<b>33</b>
			<b>skipped question</b>	<b>0</b>




5. Are there recommended or prerequisite entry level computer courses required for some of your classes?			Response Percent	Response Count
Yes			24.2%	8
<b>No</b>			<b>75.8%</b>	25
Don't know			0.0%	0
			<b>answered question</b>	<b>33</b>
			<b>skipped question</b>	<b>0</b>




6. Rate the technology resources that your department/program currently has available to help students achieve learning outcomes.			Response Percent	Response Count
Excellent			3.0%	1
Good			21.2%	7
Adequate			24.2%	8
Fair			24.2%	8
<b>Poor</b>			<b>27.3%</b>	9
			<b>answered question</b>	<b>33</b>
			<b>skipped question</b>	<b>0</b>





**7. How many computer work stations are maintained by your department or program (does not include stations in college-wide instructional labs)?**

		Response Percent	Response Count
None		27.3%	9
<b>1-20</b>		<b>39.4%</b>	13
21-40		12.1%	4
41-60		3.0%	1
more than 60		3.0%	1
Don't know		3.0%	1
Other (please specify)		12.1%	4
		<b>answered question</b>	<b>33</b>
		<b>skipped question</b>	<b>0</b>







**8. Does your department/program maintain its own network or servers?**

		Response Percent	Response Count
Yes		24.2%	8
<b>No</b>		<b>72.7%</b>	24
Don't know		3.0%	1
		<b>answered question</b>	<b>33</b>
		<b>skipped question</b>	<b>0</b>





9. Do your department's instructional computers have Internet connectivity?				
			Response Percent	Response Count
Yes		69.7%	23	
No		24.2%	8	
Don't know		6.1%	2	
			<b>answered question</b>	<b>33</b>
			<b>skipped question</b>	<b>0</b>




10. What type of security software resides on your department's instructional computers? (check all that apply)				
			Response Percent	Response Count
Antivirus		57.6%	19	
Firewall		36.4%	12	
Don't know		27.3%	9	
Other (please specify)		15.2%	5	
			<b>answered question</b>	<b>33</b>
			<b>skipped question</b>	<b>0</b>









**11. What type of IT support does your department receive? (check all that apply)**

		Response Percent	Response Count
Full time hired by department		12.1%	4
Part time hired by department		12.1%	4
<b>College IT staff</b>		<b>57.6%</b>	19
Student aide		6.1%	2
Don't know		3.0%	1
Other (please specify)		30.3%	10
		<b>answered question</b>	<b>33</b>
		<b>skipped question</b>	<b>0</b>















**12. Does your department/program have adequate IT support?**

		Response Percent	Response Count
Yes		12.1%	4
<b>No</b>		<b>75.8%</b>	25
Don't know		3.0%	1
Other (please specify)		9.1%	3
		<b>answered question</b>	<b>33</b>
		<b>skipped question</b>	<b>0</b>







13. Do your technology needs require learning assistive devices?			Response Percent	Response Count
Yes			42.4%	14
No			24.2%	8
Don't know			33.3%	11
			<b>answered question</b>	<b>33</b>
			<b>skipped question</b>	<b>0</b>

14. In addition to Microsoft Office products, what other software do your students use at Laney College? (check all that apply)			Response Percent	Response Count
CAD			12.1%	4
Graphic design			15.2%	5
Simulation			9.1%	3
Math or statistics software			12.1%	4
Interactive vision or hearing			27.3%	9
Video editing			18.2%	6
Don't know			21.2%	7
<b>Other (please specify)</b>			<b>39.4%</b>	<b>13</b>
			<b>answered question</b>	<b>33</b>
			<b>skipped question</b>	<b>0</b>



15. What peripheral hardware is required for your classes? (check all that apply)




		Response Percent	Response Count
None		21.2%	7
High end graphics/AV cards		30.3%	10
Programmable logic controlled devices		9.1%	3
Plotters		12.1%	4
Cameras		36.4%	12
Video decks		30.3%	10
Hubs		18.2%	6
Specialty printers		24.2%	8
Scanners		39.4%	13
Graphics tablets		9.1%	3
Cameras		24.2%	8
<b>Projectors</b>		<b>63.6%</b>	21
Sound equipment		30.3%	10
Other (please specify)		18.2%	6
		<b>answered question</b>	<b>33</b>
		<b>skipped question</b>	<b>0</b>




**16. How are your instructional technologies supported?**




		Response Percent	Response Count
District general funds		45.5%	15
Categorical funds		21.2%	7
Bond measures		42.4%	14
Grants		12.1%	4
Don't know		27.3%	9
Other (please specify)		21.2%	7
		<b>answered question</b>	<b>33</b>
		<b>skipped question</b>	<b>0</b>

**17. What operating systems does your department use? (check all that apply)**




		Response Percent	Response Count
Windows		84.4%	27
Apple		40.6%	13
Linux	<input type="checkbox"/>	3.1%	1
Unix	<input type="checkbox"/>	3.1%	1
Don't know	<input type="checkbox"/>	3.1%	1
Other (please specify)	<input type="checkbox"/>	3.1%	1
		<b>answered question</b>	<b>32</b>
		<b>skipped question</b>	<b>1</b>



18. Do you have sufficient financial resources to obtain software licenses to meet your instructional needs?			Response Percent	Response Count
Yes			28.1%	9
<b>No</b>			<b>56.3%</b>	18
Don't know			15.6%	5
			<b>answered question</b>	<b>32</b>
			<b>skipped question</b>	<b>1</b>








19. Do you have sufficient financial resources to purchase the latest versions of software needed for your programs?			Response Percent	Response Count
Yes			28.1%	9
<b>No</b>			<b>53.1%</b>	17
Don't know			18.8%	6
			<b>answered question</b>	<b>32</b>
			<b>skipped question</b>	<b>1</b>




20. Does your department/program have a technology plan outlined in your program review or unit plan?			Response Percent	Response Count
Yes			40.6%	13
<b>No</b>			<b>53.1%</b>	17
Don't know			6.3%	2
			<b>answered question</b>	<b>32</b>
			<b>skipped question</b>	<b>1</b>





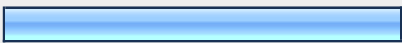
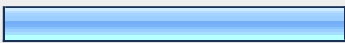
21. What additional technology support does your department/program need?		
		Response Count
		32
<i>answered question</i>		<b>32</b>
<i>skipped question</i>		<b>1</b>




22. Are there sufficient professional development opportunities for your faculty/staff to stay up-to-date in using your technology assets?			
		Response Percent	Response Count
Sufficient opportunities		31.3%	10
<b>Insufficient opportunities</b>		<b>53.1%</b>	17
Don't know		15.6%	5
		<i>answered question</i>	<b>32</b>
		<i>skipped question</i>	<b>1</b>







23. Does your department/program offer or plan to offer distance education courses?			
		Response Percent	Response Count
Yes		53.1%	17
No		46.9%	15
		<i>answered question</i>	<b>32</b>
		<i>skipped question</i>	<b>1</b>







24. How do you assess your students' Distance Education readiness? (check all that apply)			Response Percent	Response Count
Online test			25.0%	4
Written test taken on site			25.0%	4
"Hands-on" test			6.3%	1
Prerequisite check			12.5%	2
Interview			12.5%	2
Email correspondence			31.3%	5
<b>Other (please specify)</b>			<b>50.0%</b>	<b>8</b>
			<i>answered question</i>	<b>16</b>
			<i>skipped question</i>	<b>17</b>

25. Does the Laney technology infrastructure meet your current needs for distance education?			Response Percent	Response Count
Yes			6.3%	1
No			31.3%	5
<b>Don't know</b>			<b>62.5%</b>	<b>10</b>
			<i>answered question</i>	<b>16</b>
			<i>skipped question</i>	<b>17</b>




26. How are you planning to assure access to student support services for those taking Distance Education courses (counseling, advising, financial aid, library learning resources, universal access requirements)? (check all that apply)			
		Response Percent	Response Count
Work directly with student support services.		37.5%	6
Designated faculty member or committee assigned to this.		37.5%	6
<b>Informational web pages for students.</b>		<b>56.3%</b>	9
<b>Informational emails to students.</b>		<b>56.3%</b>	9
Instructions for accessing student services in syllabi.		43.8%	7
Other (please specify)		37.5%	6
		<b><i>answered question</i></b>	<b>16</b>
		<b><i>skipped question</i></b>	<b>17</b>

27. Are your Distance Education plans addressed in your program review and/or unit plan?			
		Response Percent	Response Count
Yes		43.8%	7
<b>No</b>		<b>50.0%</b>	8
Don't know		6.3%	1
		<b><i>answered question</i></b>	<b>16</b>
		<b><i>skipped question</i></b>	<b>17</b>

28. How are learning outcomes for your Distance Education courses assessed? (check all that apply)			Response Percent	Response Count
Online tests			18.8%	3
Tests submitted by email			18.8%	3
Tests taken in the classroom or other proctored environment			31.3%	5
Written assignments submitted by email			18.8%	3
Student satisfaction surveys			18.8%	3
Other (please specify)			50.0%	8
			<b>answered question</b>	<b>16</b>
			<b>skipped question</b>	<b>17</b>

29. What types of Distance Education training will be required for faculty members in your department who wish to teach a Distance Education course? (check all that apply)			Response Percent	Response Count
Use of course management systems (e.g., Moodle)			93.8%	15
Use of course delivery tools (e.g., email, discussion groups, video, etc.)			75.0%	12
Pedagogy			56.3%	9
Assessment			75.0%	12
Don't know			12.5%	2
Other (please specify)			25.0%	4
			<b>answered question</b>	<b>16</b>
			<b>skipped question</b>	<b>17</b>

30. What is your name?		
		Response Count
		29
		<i>answered question</i>
		<b>29</b>
		<i>skipped question</i>
		<b>4</b>

31. What is your position?			
		Response Percent	Response Count
Department Chair		82.8%	24
Program Coordinator		3.4%	1
Other (please specify)		13.8%	4
		<i>answered question</i>	<b>29</b>
		<i>skipped question</i>	<b>4</b>

32. What is the name of your department or program?		
		Response Count
		29
		<i>answered question</i>
		<b>29</b>
		<i>skipped question</i>
		<b>4</b>